



VILLAGE

VILLAGE

PORCELÁNICO ESMALTADO



MEDIDAS/SIZE

20x120 8"x47"
15x90 cm 6"x35"

GF-20086



Rodapié N 8x45*

Bajo pedido / Under order



Peldano Técnico



Peldano Técnico

Escuadra

Disponible en todos los colores.
Available in all colours.

PACKING

formato	artículo	pzs./cj.	m2/cj.	cj/pal	m2/pal.	kg/cj	kg/m2	kg/pal
20X120	VILLAGE	5	1,2	36	43,20	30,60	25,50	1102
15x90	VILLAGE	8	1,08	48	51,84	26,89	24,90	1.291
8X45	ROD.N VILLAGE	26	-	60	1.560 pzs	15,6	0,6 /pza	936

VILLAGE

GF-20100



CLASE

class

Village Blanco
20X120 / 8"x47"

GF-20100



CLASE

class

Village Gris
20X120 / 8"x47"

GF-20100



CLASE

class

Village Miel
20X120 / 8"x47"

GF-20100



CLASE

class

Village Natural
20X120 / 8"x47"

GF-20100



CLASE

class

Village Mix
20X120 / 8"x47"

VILLAGE


GF-20099



CLASE

Village Blanco
15x90 / 6"x35"


GF-20099



CLASE

Village Gris
15x90 / 6"x35"


GF-20099



CLASE

Village Miel
15x90 / 6"x35"

GF-20099



CLASE

Village Natural
15x90 / 6"x35"

GF-20099



CLASE

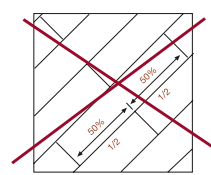
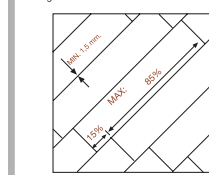
Village Mix
15x90 / 6"x35"

REQUISITOS DE COLOCACIÓN

Se requiere la utilización de una junta de colocación mínima de 1,5 mm.
En colocaciones trabadas siempre es necesario un trabado no superior a un 15% del lado largo de la pieza.

PLACING REQUIREMENTS

It is required the use of minimum joint (approx. 1,5mm).
We recommend that the joints are laid in staggered format with the maximum of the joints to be laid 15% of the length.



COLOCACIÓN CORRECTA
CORRECT POSITION

COLOCACIÓN INCORRECTA
INCORRECT POSITION

VILLAGE

PORCELÁNICO ESMALTADO

